Make a tracing of half the leaf

Turn the tracing upright

Reflect a copy of the tracing



Join the top 2 endpoints and the bottom 2 endpoints



Pattern Brush 1



Reflect two leaves across guide. Select both and create new pattern brush.

Pattern Brush 2

Create stems between leaves. Select all and create new pattern brush.

Pattern Brush 3

Create start stem inside invisible square, then select both and use Object > Pattern > Make to create a pattern in the swatches panel. Do the same with a leaf on the end. Also, put the center leaves inside a invisible square. The trick is to have the stems line up across the center of each invisible square.